

CAUTION

**THIS SIGN HAS
SHARP EDGES**

DO NOT TOUCH THE EDGES OF THIS SIGN



ALSO, THE BRIDGE IS OUT AHEAD



The goal of any litigation must be to achieve a funding system that

- Treats all Texas children and taxpayers fairly
- Provides the opportunity of a quality, world-class education for everyone

What passes for a state funding “system”

Same...	District	Tax Rate*	Revenue**
Location	Alamo Heights	\$1.04	\$6,243
	San Antonio	\$1.04	\$5,036
Size	Glen Rose	\$0.825	\$8,424
	Diboll	\$1.04	\$4,881
Tax Rate	Austin	\$1.079	\$6,171
	Amarillo	\$1.08	\$5,094
Revenue	College Station	\$1.00	\$5,654
	Jourdanton	\$1.17	\$5,652

*2010-11 M&O Tax Rate

**2011-12 SB 1 Revenue per HB 3646 WADA

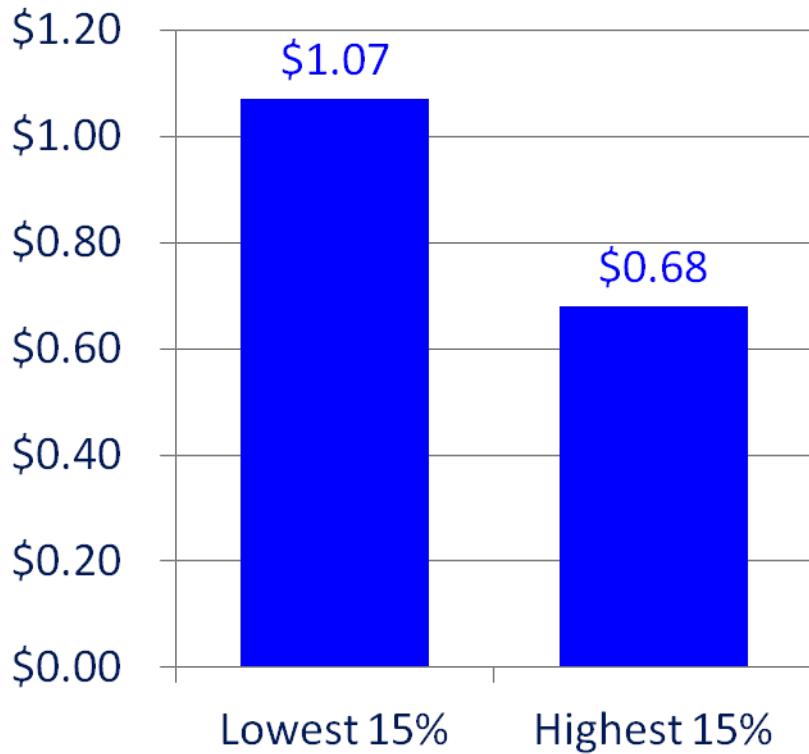
Much ado about a lot.

District	Compressed Tax Rate	Target Revenue	Gain if at Austin ISD Funding Level
Austin	\$1.00	\$6,101	- 0 -
Aldine	\$1.09	\$5,278	\$63 Million
Alief	\$1.00	\$5,048	\$57 Million
Amarillo	\$1.00	\$4,971	\$41 Million
Fort Worth	\$1.00	\$5,127	\$92 Million

Tax Rate Comparison

(Sorted by Wealth)

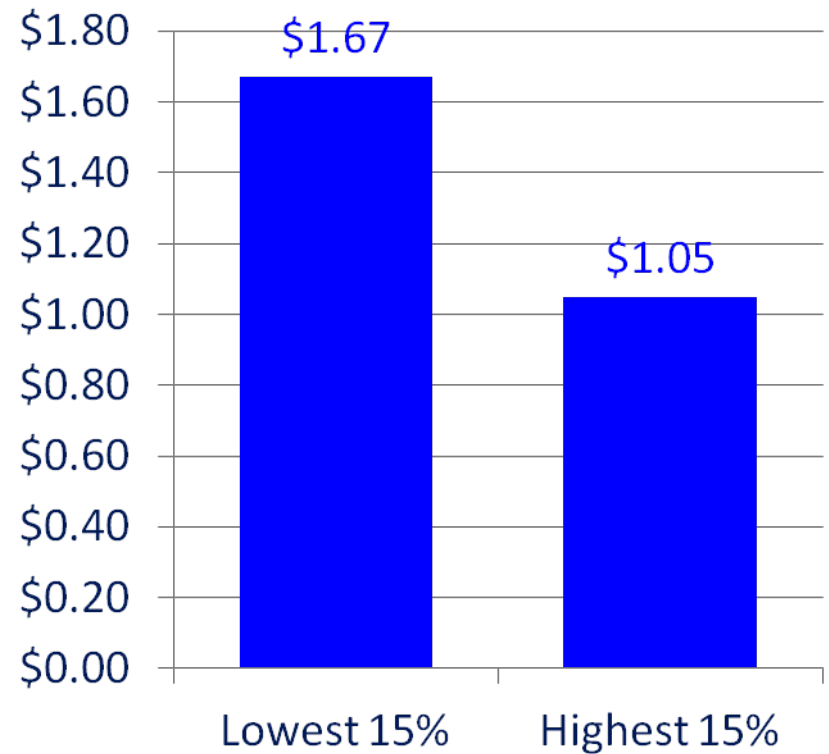
**Average M&O Tax Rates to
Raise \$5,531 (FY10)**



Tax Rate Comparison

(Sorted by Wealth)

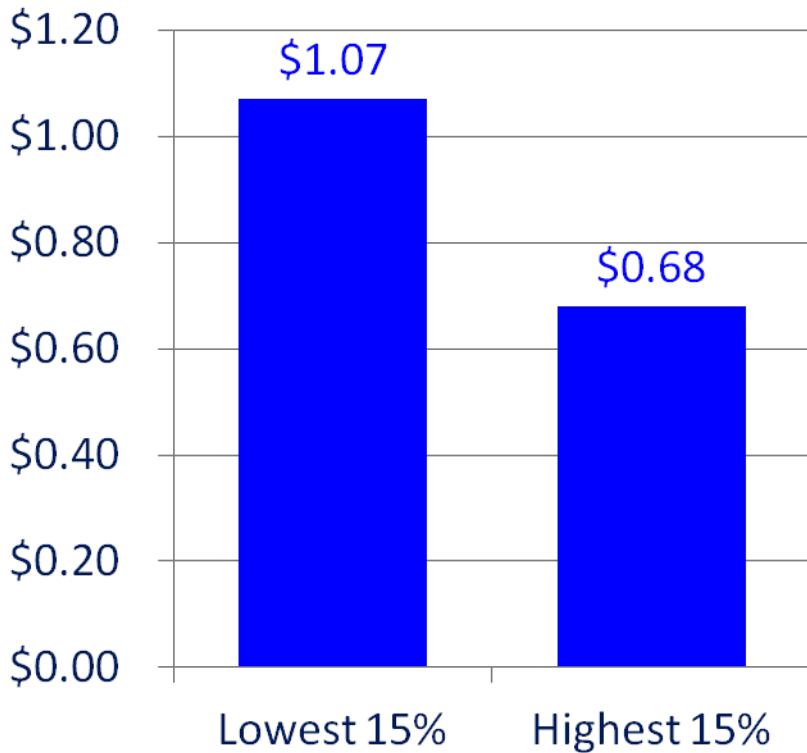
**Average M&O Tax Rates to
Raise \$7,453 (FY10)**



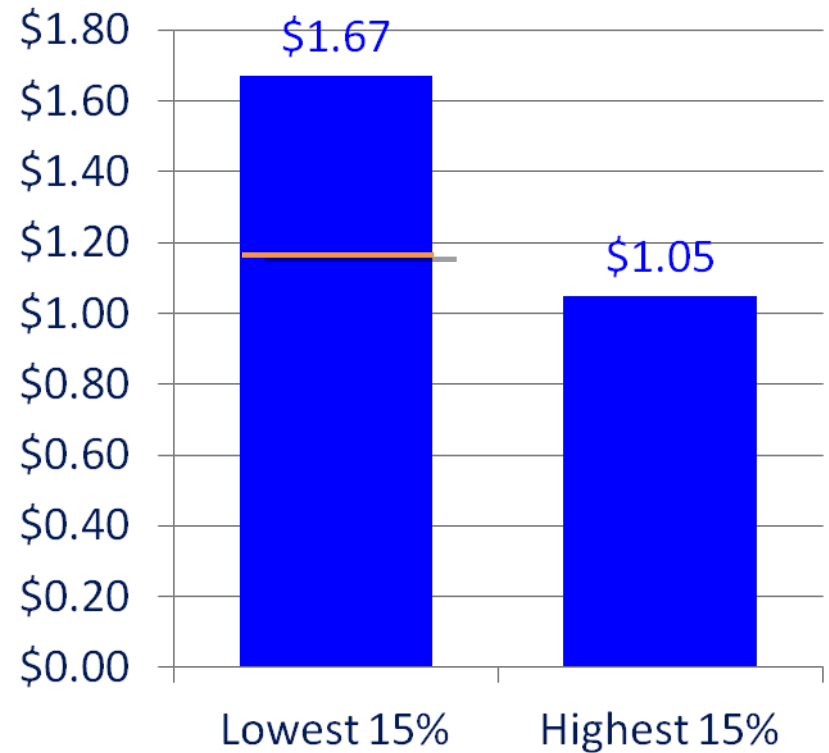
Tax Rate Comparison

(Sorted by Wealth)

**Average M&O Tax Rates to
Raise \$5,531 (FY10)**



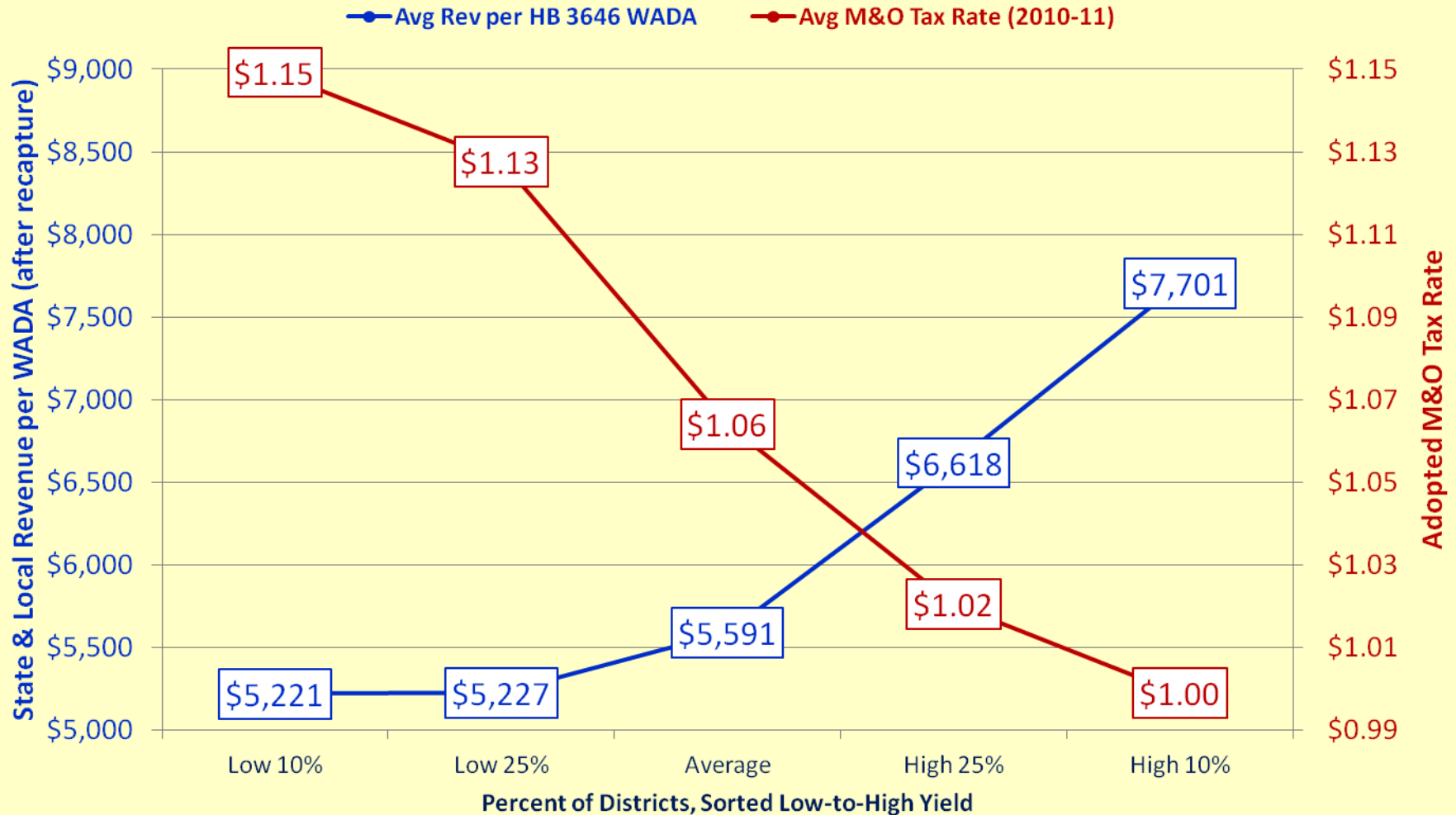
**Average M&O Tax Rates to
Raise \$7,453 (FY10)**



Taxpayer Inequity After SB 1

Average Tax Rates and Revenue per WADA

2011-12 SB 1 Revenue per HB 3646 WADA and 2010-11 Tax Rate



State & Local Revenue per Penny per WADA for Selected Group

	2006-07	2007-08	2008-09	2009-10	2010-11	2011-12
Top 15%	\$54.23	\$71.07	\$74.04	\$71.46	\$72.19	\$68.55
Bottom 15%	\$37.07	\$48.03	\$48.58	\$49.48	\$49.11	\$46.06

State & Local Revenue per Penny per WADA for Selected Group

	2006-07	2007-08	2008-09	2009-10	2010-11	2011-12
Top 15%	\$54.23	\$71.07	\$74.04	\$71.46	\$72.19	\$68.55
Bottom 15%	\$37.07	\$48.03	\$48.58	\$49.48	\$49.11	\$46.06
Advantage	\$17.16	\$23.04	\$25.46	\$21.98	\$23.08	\$22.49
Cumulative Inequality						\$133.21

Cumulative Inequity
in Revenue ~~per Penny~~ per WADA

\$133 Yield Inequity

x 106 Pennies

\$14,098

Cumulative Inequity
in Revenue per ~~Penny per WADA~~
Average Classroom

\$14,098 per WADA

x 28 WADA

\$394,744

22 children x 95% Attendance Rate x 1.34 WADA:ADA ratio = 28 WADA

Cumulative Inequity
in Revenue ~~per Penny per WADA~~

\$394,744 per 22 children

x 30 Homerooms (660 Children Enrolled)

\$11,842,320

Per Typical Campus

Any successful effort to improve our funding system must be won on four levels

- In the Courts
- In the Legislature
- In the Media
- In our Communities

Litigation Issues

- We cannot just do what we have always done and expect to win;
- Equity in property taxation must be included;
- Smarter use of plaintiff districts;
- Stronger litigation team;
- Broader plan of attack, centering on fairness, but including more.

Litigation Issues

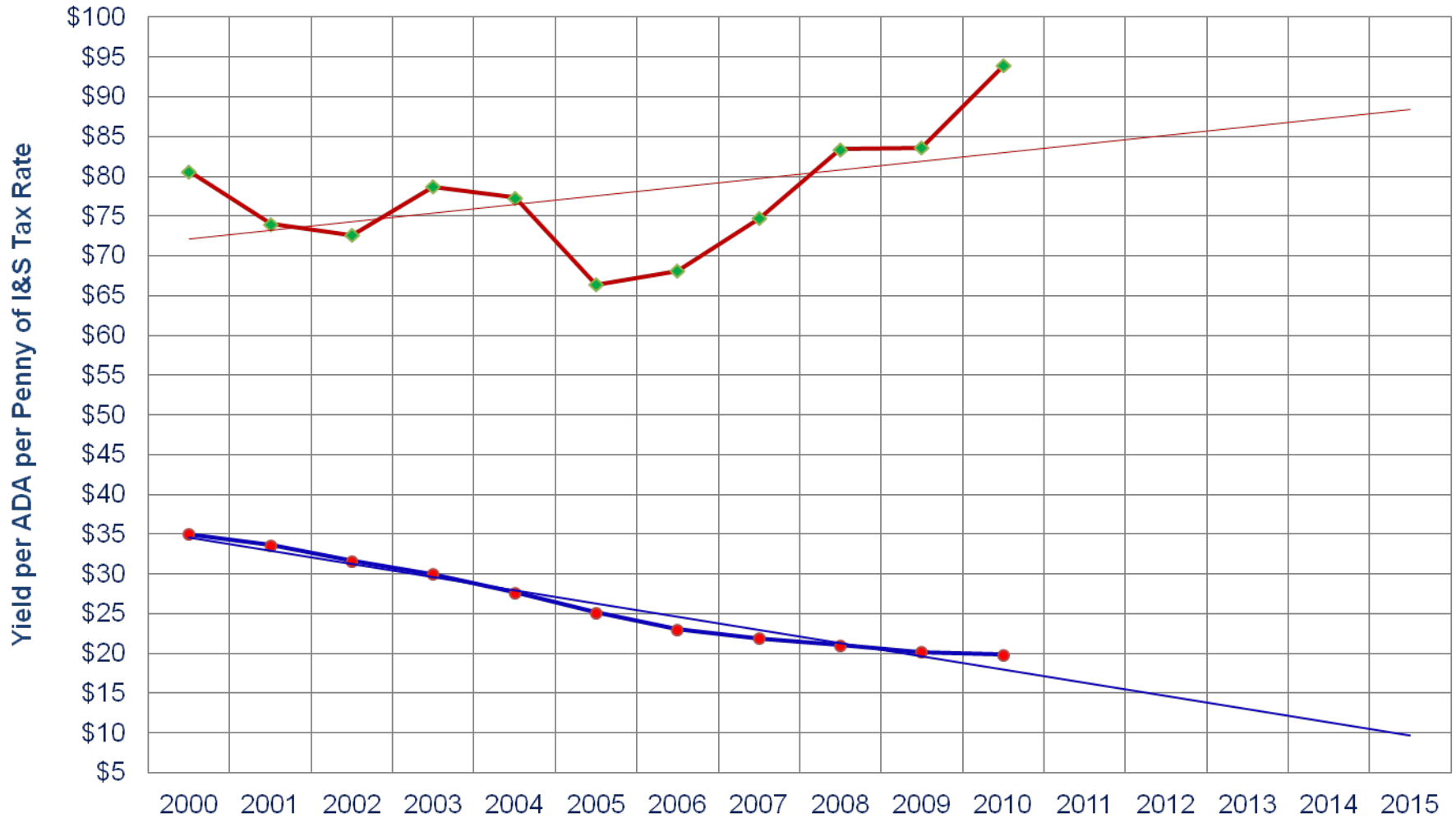
- An inefficient system (both M&O and Facilites Funding)
 - Student inequity
 - Taxpayer inequity
 - Target Revenue funding system is irrational
- An inadequate system
 - Unsuitable and Inadequate
 - Lack of Meaningful Discretion
 - *de facto* state property tax

Facilities

- \$35 per ADA yield will not have been changed in 14 years.
- I&S Tax Rates are rising above \$0.29 cap on equalization
- New IFA grants not funded

I&S Facilities Funding Levels Adjusted for Inflation and Increased Required Standards

◆ Avg Yield for Top Districts with 8.8% ADA ● Guaranteed Yield for State Equalized Assistance Funding



Plaintiffs

- School Districts
- Business Owners
- Children *via* their parents
- Other property taxpayers

An Association

- The name of which will reveal who is involved and why.
 - The Texas Taxpayer & Student Fairness Coalition
- Officers will be selected
- Committees will be established
 - Litigation
 - Media/Communication
 - Community Outreach
 - Legislator
 - Outreach to Public School Supporters

The _____ ISD Board of Education authorizes a one-time only expenditure not to exceed \$1 per WADA to join together with other Texas public schools, taxpayers and parents as an unincorporated association for the purpose of speaking with one voice in the litigation of public school finance matters essential to the fair treatment of Texas taxpayers and public school children.

BOARD APPROVAL

**A School Finance System that is
Good Enough for Every Child**



EQUITY CENTER

Standing Up For Texas Children

For Packets and Information

- Contact Lauren Cook
 - 512 478 7313
 - cook@equitycenter.org